

Google Translate Step-by-step Support

Why use GT? Google Translate creates greater accessibility and connection for families in written communication. Families deeply appreciate this effort to provide information in their home languages.

Is it accurate? Yes! Not 100%, but very close. Again, the effort is appreciated by families.

Recommendations for use:

- Connect with families to determine their preferred method of communication (text/email/paper copy) and language.
- Official documents (field trip forms, permission slips, etc.) should stay in English. Provide short context in the family's home language using Google Translate.
- Provide translation of materials you send home as often as needed by families.
- Ask your Family Cultural Advocate or Equity & Personalized Learning Coach for support!

Family Cultural Advocates (contact for support with specific families):

Olivia Bruce
ARE, NTE, RVE, DMS
obruce@farmington.k12.mn.us

Denise Romero
MVE, FES, RVE, BMS
dromero@farmington.k12.mn.us

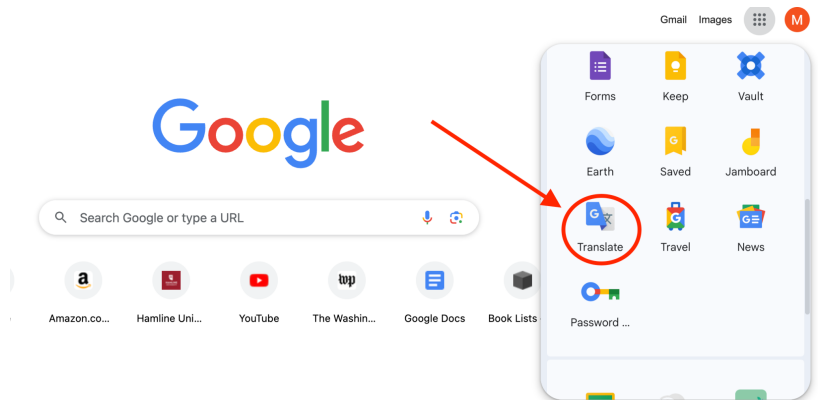
Maria Gonzalez Bustos
BMS, DMS, FHS
mgonzalezbustos@farmington.k12.mn.us

Equity & Personalized Learning (contact for tech or content support):

Mauri Deer
District-wide
mdeer@farmington.k12.mn.us

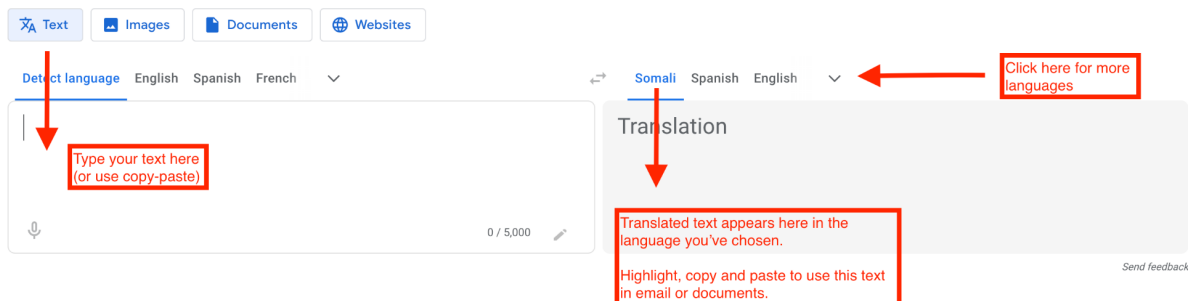
The Basics:

- Navigate to Google; click on the 9-dot square in the upper right corner.
- Scroll down and click on the "Translate" icon.
- If this isn't available, type "Google Translate" in the search bar, and navigate to the site.



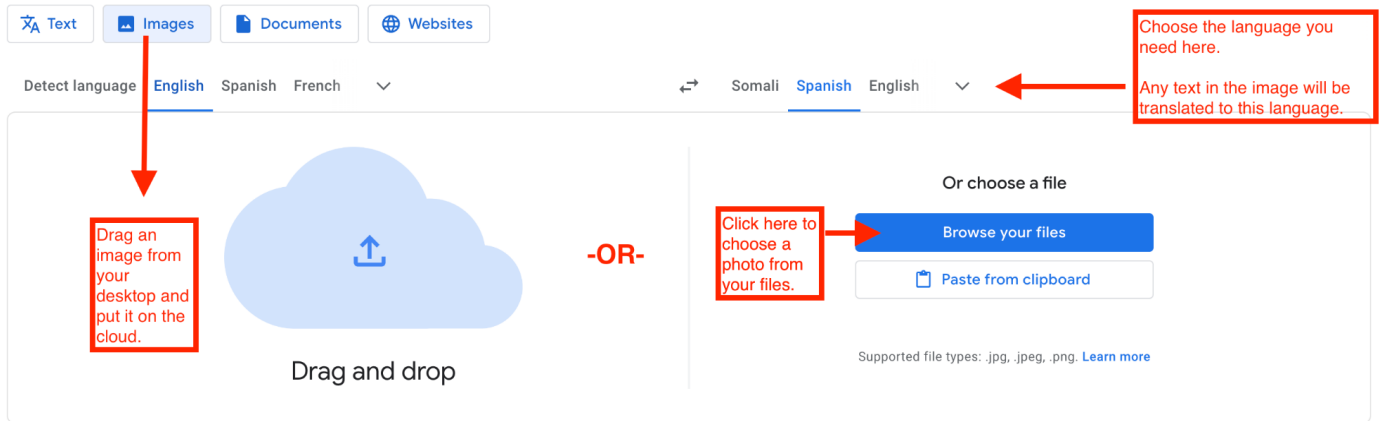
Text:

- Use this feature to translate short messages/phrases, such as brief emails or providing context for a form or event.



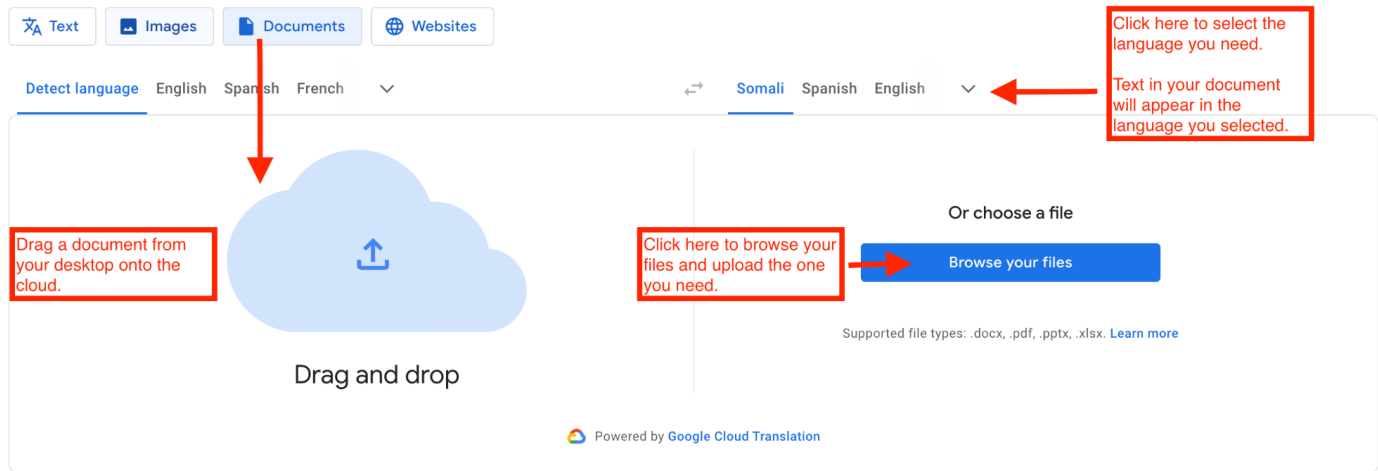
Images:

- Use this feature to translate text on a picture or image.



Documents:

- Use this feature to translate text on a document or PDF.



Websites:

- Use this feature to translate text on a website or provide a link to a translated site for families.

